





R07




Chelsea 4-5



Kensington 6-8




Richmond 9



Mayfair 10-12



Belgravia 13



Italian 14-15



City 16





# Welcome to the world of XYLO flooring.

At Xylo flooring we pride ourselves in offering one of the most comprehensive ranges of fashionable hardwood, laminate and vinyl flooring available.

Whether it's office buildings, showhomes, hotels or designer homes, you'll find we have a wide variety of shades and widths that will look spectacular once installed.

Using meticulously chosen raw materials and manufactured to the highest technical and environmental specifications, our floors possess qualities that bring longevity and a richness of colour.




The mark of responsible forestry



Knightsbridge 18-19




Hampstead 20-21




Dynamic 22-23



Urban 24



Underlays 25



Profiles 26



Care 27

## IMPORTANT CONSIDERATIONS

### WHEN SELECTING YOUR HARDWOOD FLOOR

#### Before you start!

Before you decide which Xylo Hardwood floor to choose, you first need to ensure that your sub-floor is ready to receive it.

#### Is your sub-floor sufficiently flat?

We recommend that your floor not be more than 4mm high or low over a length of 2.0m, this can easily be assessed by using a 2.0m straight edge. Failure to follow this advice may result in your floor being 'sprung' which will impair its long term performance.

#### Is your sub-floor sufficiently dry?

If you are going to lay onto a concrete sub-floor a DPM or an underlay which incorporates a DPM must always be used where the floor is to be floated.

If you intend adhering your hardwood flooring directly to a concrete sub-floor always ensure that the moisture content of your screed is within the recommended parameters. Xylo Flooring would recommend that this type of installation only be carried out by a qualified installer.

#### Acclimatization Period?

With all installations a period of acclimatization should be allowed. Engineered & multilayer flooring should be left on site in the room where it is intended to be installed for a minimum period of 48 hours prior to installation. All packages should be laid flat and left unopened.

#### 3-Strip or 1-Strip (Plank)?

**3-Strip** as the name suggests is where there are three rows of timber strips across the width of each board; these individual pieces are known as lamellas. This type of board offers a variation of colour & grades within each plank.

**1-Strip** is quite simply the term used to describe a single plank. It is obviously much easier to obtain smaller pieces of timber such as are used in 3-strip products therefore 1-strip floors tend to command a higher price point. All Xylo Flooring 1-strip products also feature bevelled edges.

Whether you choose a 3-strip or a 1-strip Xylo Floor, is down to personal preference.

Please note that our 1-strip products are available in a selection of widths and lengths.

Bevels are chamfered edges and are only available on plank flooring. All our 1-strip products also feature either a 2 or 4 sided bevelled edge. When the 2 long edges are bevelled this will emphasize the room length. If the bevels are on all 4 sides of the plank this will shorten the look of the room but make the width of the room appear larger.

#### Lacquered or Oiled?

As the saying goes 'beauty is in the eye of the beholder' and once again the chosen finish will simply be down to personal preference. UV Lacquered floors generally have a higher level of sheen than oiled floors, which tend to have a matt or satin finish. There is little difference in the purchase cost between a lacquered and an oiled floor; therefore it will most likely be the look of the flooring that determines which the consumer will choose. This said there are a number of other considerations which should be borne in mind when taking this decision.

Lacquered hardwood floors are pretty much non-maintenance. Obviously they need to be swept over with a soft broom from time to time and occasionally wiped over with a lightly moistened mop or damp cloth. They will however show scratch marks with usage, as would a lacquered tabletop. With a bad scratch, it is sometimes possible that a French polisher may be able to improve the appearance; however local repairs generally achieve limited success. It is of course possible to completely sand and re-seal a lacquered floor, although this would not normally be required until such times as the flooring has given several years of hard wear. Unless the flooring has been badly damaged during its lifetime, this process will pretty much restore the flooring to 'as new' condition.

Oiled floors on the other hand are much more forgiving where scratching is concerned. Scratches tend to be less obvious and are also much easier to repair locally. A light sand, followed by the re-application of oil, will generally restore the appearance of the flooring without the need to re-finish the entire area. Amongst the range of accessories available from Xylo Flooring are; Osmo Repair kits which consist of 6 coloured wax fillers for minor repairs which can be mixed to best match the colour you require and applied using the hot melt applicator, which is also included. There is however the maintenance side to consider, which one needs to take on board, before purchasing an oiled product.

It is the saturation of the timber surface with oil; which protects the flooring against spillage and soiling. Xylo Flooring recommends applying a coat of Osmo Polyx Hard wax Oil to pre-oiled

floors at the time of installation as a precaution; Please note this may cause a variation in colour following this procedure. Thereafter, for regular cleaning, use Osmo Wash and Care cleaning and maintenance concentrate which should also be used prior to any other treatment being applied to the flooring such as Osmo Liquid Wax cleaner, which cleans and regenerates the flooring and contributes to the lifespan of the product.

Further details on the full range of Osmo products including additional tips for the preparation and maintenance of oiled flooring can be found at [www.osmouk.com](http://www.osmouk.com)

**PLEASE NOTE:** Since wood is a material fashioned by nature:

Each board is unique and samples must be regarded as a guide rather than an exact match for either colour or grain characteristics.

Hardwood floors will scratch and indent with use.

All timber species will change colour with exposure to UV light.

Timber floors may expand and contract due to local changes in temperature / climate.

ALL FLOORS SHOULD BE APPROVED BY THE CLIENT BEFORE INSTALLATION.

### **Maintenance Oiled/Lacquered Flooring**

How often the flooring needs maintaining will depend upon the environment in which the product is laid. Logically; an oiled floor laid in the hallway of a country cottage, where one steps immediately from the outdoors onto the flooring, will require more maintenance than an oiled floor laid to the lounge of a penthouse apartment in the West End of London. In the winter months; the proprietor of the cottage would also do well to consider providing some further protection of the flooring; by way of an entrance mat laid just inside the doorway of their home.

In conclusion, the use of common sense is your best aid in maintaining the long lasting good looks of your oiled floor. At Xylo Flooring we take great pride in manufacturing our products to the highest standards using the finest materials. Given reasonable care, Xylo Hardwood floors will give many years of hard wear, and we hope will help create a tranquil backdrop to both traditional and contemporary interiors alike. Should you require further information on Xylo Flooring products please visit our web site at [www.xyloflooring.com](http://www.xyloflooring.com) which should provide answers to any other questions you may have concerning the ownership of a Xylo Hardwood floor.

### **T & G**

Tongue & Groove, A traditional system that pushes together but must be glued at the joints. In Multi-Layer format it can be glued or nailed down to the Sub-Floor.

### **Click**

Valinge 2G, 5Gc, and UNICLIC . These installation systems are very easy to install as they each have a unique fast installation process. Unless you are adhering your flooring directly to the sub floor you will not need to use glue in the process.

### **Engineered Board**

A 3ply structure floor that is ideal for use with Underfloor heating.

### **Multi-Layer board**

This style of flooring is constructed of multiple layers of plywood making this a very strong and stable board. Multi-layer boards can be floated, glued or nailed direct onto the subfloor or nailed directly onto joists. Not recommended for underfloor heating systems.

### **Vinyl Flooring.**

Vinyl is made under our Brand Name Dynamic. A product that is very durable suitable for Underfloor heating in any room of the house or business. This product has a LifeTime Domestic Guarantee and a 5 year Commercial Guarantee. Available in planks which is easy to lay using the Click System and with the embossed finish it has a warm feel underfoot. Very easy to keep clean.

### **Laminate Flooring.**

Laminate flooring is an excellent alternative to hardwood. At 9mm it is a heavyweight product that has a lifetime Domestic Guarantee and 5 year Commercial Guarantee. With a slightly embossed finished this 'matt oiled timber' look is very attractive when laid. Very easy to maintain and quick to Install using the Click Process.

# CHELSEA

## 5Gc Click Collection

An opulent flooring and you can choose from an oiled or lacquered finish. The elegant slim boards are micro bevelled for a flow of wood for any style of room. The earthy tones of this range give a classic chic feel to enhance any room aspect. Above all easy to sweep, wipe clean and easy to live with.



UFH SUITABLE FOR  
UNDERFLOOR HEATING

5G



**I-STRIP OAK LIGHT GREY STAIN BRUSHED OILED**  
R07

Plank Size: 14 x 187 x 1980mm  
Type: 5Gc  
Wear Layer: 3.3mm  
RRP: £59.95



**I-STRIP BRUSHED OAK COFFEE MATT LACQUERED**  
R25


Plank Size: 14 x 187 x 1980mm  
Type: 5Gc  
Wear Layer: 3.3mm  
RRP: £59.95





**I-STRIP OAK LIGHT COFFEE MATT LACQUERED**  
R43

Plank Size: 14 x 187 x 1980mm  
Type: 5Gc  
Wear Layer: 3.3mm  
RRP: £59.95



**I-STRIP OAK GREY BRUSHED MATT LACQUERED**  
R44

Plank Size: 14 x 187 x 1980mm  
Type: 5Gc  
Wear Layer: 3.3mm  
RRP: £59.95



**I-STRIP OAK EARTH NATURAL LOOK UV OIL**  
R31

Plank Size: 14 x 187 x 1980mm  
Type: 5Gc  
Wear Layer: 3.3mm  
RRP: £59.95



**I-STRIP OAK GOLDEN NATURAL LOOK UV OIL**  
R38

Plank Size: 14 x 187 x 1980mm  
Type: 5Gc  
Wear Layer: 3.3mm  
RRP: £59.95

# KENSINGTON

## UNICLIC COLLECTION

Kensington offers two plank widths within this range 148 and 189mm to fit and suit any room. The UV finish in both the lacquered oiled finishes will aid retention of the rich colours of the Kensington Range and AB Quality Oak is available in this range for those who prefer a more uniform grain structure.



UFH SUITABLE FOR  
UNDERFLOOR HEATING




**I-STRIP OAK RUSTIC  
SMOKED BRUSHED  
MEDIUM/DARK GREY UV OIL**  
R01

Plank Size: 14 x 189 x 1860mm  
Type: UNICLIC  
Wear Layer: 3mm  
RRP: £69.95



**I-STRIP OAK RUSTIC BRUSHED  
GREY STAIN UV OIL**  
R18

Plank Size: 14 x 189 x 1860  
Type: UNICLIC  
Wear Layer: 3mm  
RRP: £67.95



**I-STRIP OAK RUSTIC  
SMOKED BRUSHED LIGHT  
BROWN UV OIL**  
R03

Plank Size: 14 x 189 x 1860mm  
Type: UNICLIC  
Wear Layer: 3mm  
RRP: £69.95





R06



**I-STRIP OAK RUSTIC  
BRUSHED UV OIL**  
R06

Plank Size: 14 x 189 x 1860mm  
Type: UNICLIC  
Wear Layer: 3mm  
RRP: £59.95



**I-STRIP OAK RUSTIC WHITE  
STAINED UV OIL**  
R17

Plank Size: 14 x 189 x 1860mm  
Type: UNICLIC  
Wear Layer: 3mm  
RRP: £67.95



**I-STRIP OAK RUSTIC BRUSHED  
GREY STAIN  
UV OIL**  
R09

Plank Size: 14 x 148 x 1860  
Type: UNICLIC  
Wear Layer: 3mm  
RRP: £67.95



**I-STRIP OAK RUSTIC  
UV OIL**  
R10

Plank Size: 14 x 148 x 1860mm  
Type: UNICLIC  
Wear Layer: 3mm  
RRP: £57.95



**I-STRIP OAK RUSTIC WHITE  
SMOKED UV OIL**  
R11

Plank Size: 14 x 189 x 1860mm  
Type: UNICLIC  
Wear Layer: 3mm  
RRP: £67.95



**I-STRIP OAK RUSTIC  
UV OIL**  
R12

Plank Size: 14 x 189 x 1860  
Type: UNICLIC  
Wear Layer: 3mm  
RRP: £59.95



**I-STRIP OAK AB  
UV LACQUERED**  
R39

Plank Size: 14 x 148 x 1860mm  
Type: UNICLIC  
Wear Layer: 3mm  
RRP: £57.95



**I-STRIP OAK RUSTIC BRUSHED  
HONEY ROSE STAIN UV OIL**  
R42

Plank Size: 14 x 189 x 1860mm  
Type: UNICLIC  
Wear Layer: 3mm  
RRP: £67.95



**I-STRIP OAK RUSTIC SMOKED  
BRUSHED UV OIL**  
R15

Plank Size: 14 x 189 x 1860mm  
Type: UNICLIC  
Wear Layer: 3mm  
RRP: £67.95



# RICHMOND

## T&G Collection

A single plank Xylo engineered UV Oiled or Lacquered Floor that is easy to install, T&G glue system. It is easy to sweep, easy to wipe clean and above all easy to live with.



UFH SUITABLE FOR  
UNDERFLOOR HEATING



**I-STRIP OAK RUSTIC UV OIL**  
R22

Plank Size: 21 x 189mm  
Type: T&G  
Wear Layer: 3mm  
RRP: £45.95



**I-STRIP OAK RUSTIC TITANIUM GREY  
UV OIL**  
DI4013

Plank Size: 14 x 190mm  
Type: T&G  
Wear Layer: 3mm  
RRP: £45.95



**I-STRIP OAK RUSTIC UV LACQUERED**  
R23

Plank Size: 14 x 189mm  
Type: T&G  
Wear Layer: 3mm  
RRP: £45.95



# MAYFAIR

## X-Treme T&G Collection

X-Tremely thick, X-Tremely heavy and X-Tremely stable and versatile. As an incredible multilayer product with a variety of interesting finishes this micro bevelled flooring creates an elegant floor.



R61



**I-STRIP EUROPEAN OAK RUSTIC STAINED BRUSHED HANDSCRAPED UV OIL**

R27

Plank Size: 21 x 190 x 1900mm  
Type: T&G  
Wear Layer: 6mm  
RRP: £85.95



**I-STRIP EUROPEAN OAK RUSTIC SMOKED BRUSHED UV OIL**

R28

Plank Size: 20 x 190 x 1900mm  
Type: T&G  
Wear Layer: 6mm  
RRP: £83.95



**I-STRIP EUROPEAN OAK  
RUSTIC SMOKED BRUSHED  
HANDSCRAPED DISTRESSED  
UV OIL R29** Plank Size: 20 x 190 x 1900mm  
Type: T&G  
Wear Layer: 6mm  
RRP: £85.95



**I-STRIP OAK RUSTIC  
BRUSHED UV OIL  
R33** Plank Size: 20 x 190 x 1900mm  
Type: T&G  
Wear Layer: 6mm  
RRP: £73.95



**I-STRIP OAK RUSTIC SMOKED  
DEEP BRUSHED UV OIL  
R52** Plank Size: 20 x 190 x 1900mm  
Type: T&G  
Wear Layer: 6mm  
RRP: £89.95



**I-STRIP OAK RUSTIC  
BRUSHED UV OIL  
R53** Plank Size: 20 x 190 x 1900mm  
Type: T&G  
Wear Layer: 6mm  
RRP: £73.95





**I-STRIP OAK RUSTIC DEEP BRUSHED WHITE UV OILED STAINED**  
R62

Plank Size: 20 x 190 x 1900mm  
Type: T&G  
Wear Layer: 6mm  
RRP: £87.95



**I-STRIP OAK RUSTIC CAPPUCCINO STAINED BRUSHED HANDSCRAPED SMOKED UV OIL**  
R68

Plank Size: 20 x 190 x 1900mm  
Type: T&G  
Wear Layer: 6mm  
RRP: £81.95



**I-STRIP OAK RUSTIC DEEP BLACK SATIN GREY BRUSHED UV OIL**  
R61

Plank Size: 20 x 190 x 1900mm  
Type: T&G  
Wear Layer: 6mm  
RRP: £89.95



**I-STRIP OAK RUSTIC LATTE DEEP BRUSHED UV OIL**  
R70

Plank Size: 20 x 190 x 1900mm  
Type: T&G  
Wear Layer: 6mm  
RRP: £83.95



# BELGRAVIA


## Herringbone T&G Collection

This stunning range of flooring entwines a traditional feature of herringbone with a contemporary size board and each edge is micro bevel. The earthy shades in Belgravia will enhance any room in your house or business. The oiled finish makes this an easy floor to maintain.



**I-STRIP OAK RUSTIC  
NATURAL UV OIL  
HERRINGBONE**  
R64

Plank Size: 15 x 140 x 700mm  
Type: T&G  
Wear Layer: 4mm  
RRP: £81.95



**I-STRIP OAK RUSTIC WHITE  
UV OIL HERRINGBONE**  
R19

Plank Size: 15 x 140 x 700mm  
Type: T&G  
Wear Layer: 4mm  
RRP: £81.95



**I-STRIP OAK RUSTIC GREY  
UV OIL HERRINGBONE**  
R20

Plank Size: 15 x 140 x 700mm  
Type: T&G  
Wear Layer: 4mm  
RRP: £83.95




**I-STRIP OAK RUSTIC FRENCH  
GREY UV OIL HERRINGBONE**  
R21

Plank Size: 15 x 140 x 700mm  
Type: T&G  
Wear Layer: 4mm  
RRP: £85.95

# ITALIAN COLLECTION


10mm

Turin - 142mm width




15mm

Milan - 192mm width




20mm

Florence - 192mm width  
Amalfi 242mm width



21mm

Bologna - 192mm width  
Genoa 242mm width



- European Oak Products all manufactured in Italy.
- All ranges suitable for use with underfloor heating including the 20 & 21 mm thicknesses.
- Superior extra-long length plank sizes 2050 & 2350 mm.
- All with the Patented Valinge 5G Click system including the 20 & 21 mm products.
- Each board has the XYLOFLEX unique finger jointed base that balances the board giving it total flexibility therefore no cupping or warping.
- Also available in FSC® if required for projects.
- Made in Italy.

made in  
**Italy**

UHF SUITABLE FOR  
UNDERFLOOR HEATING

5G

**Välinge**  
Leading the flooring technology evolution



Clear



Dark Grey



Coffee



Steamed

# FLEXIBLE PLANK TECHNOLOGY

COLLECTION	10/4 thickness	15/4 thickness	20/6 thickness	20/6 thickness	21/4 thickness	21/4 thickness	2050 length	2350 length	2 sided bevel	Valinge	FSC PROJECT USE	UNDER FLOOR HEATING
	142	192	192	242	192	242						
AMALFI				*			*	*	*	*	*	*
BOLOGNA					*		*	*	*	*	*	*
FLORENCE			*				*	*	*	*	*	*
GENOA						*	*	*	*	*	*	*
MILAN		*					*	*	*	*	*	*
TURIN	*						*	*	*	*	*	*

## GENOA

### RRP: £77.95 Per sq m

R152	Oak Rustic White Wash UV Line 21 x 242 x 2050mm	1.988 pack sq m
R152L	Oak Rustic White Wash UV Line 21 x 242 x 2350mm	2.276 pack sq m
R157	Oak Rustic Washed Grey UV Line 21 x 242 x 2050mm	1.988 pack sq m
R157L	Oak Rustic Washed Grey UV Line 21 x 242 x 2350mm	2.276 pack sq m

## TURIN

### RRP: £57.95 Per sq m

R160	Oak Rustic Clear UV Line 10 x 142 x 2050mm	1.752 pack sq m
R160L	Oak Rustic Clear UV Line 10 x 142 x 2350mm	2.004 pack sq m

### RRP: £59.95 Per sq m

R161	Oak Rustic White UV Line 10 x 142 x 2050mm	1.752 pack sq m
R161L	Oak Rustic White UV Line 10 x 142 x 2350mm	2.004 pack sq m

## BOLOGNA

### RRP: £73.95 Per sq m

R130	Oak Rustic Clear UV Line 21 x 192 x 2050mm	1.576 pack sq m
R130L	Oak Rustic Clear UV Line 21 x 192 x 2350mm	1.808pack sq m

## MILAN

### RRP: £71.95 Per sq m

R104	Oak Rustic Steamed UV Line 15 x 192 x 2050mm	1.576 pack sq m
R104L	Oak Rustic Steamed UV Line 15 x 192 x 2350mm	1.808pack sq m

### RRP: £69.95 Per sq m

R106	Oak Rustic Dark Grey UV Line 15 x 192 x 2050mm	1.576 pack sq m
R106L	Oak Rustic Dark Grey UV Line 15 x 192 x 2350mm	1.808pack sq m
R109	Oak Rustic Coffee UV Line 15 x 192 x 2050mm	1.576 pack sq m
R109L	Oak Rustic Coffee UV Line 15 x 192 x 2350mm	1.808pack sq m
R110	Oak Rustic Light Grey UV Line 15 X 192 X 2050mm	1.576 pack sq m
R110L	Oak Rustic Light Grey UV Line 15 X 192 X 2350mm	1.808pack sq m



White



Washed Grey



White Wash



Light Grey



# CITY

## 2G Click Collection

Suited to a busy life these lacquered boards are easy to sweep, wipe clean and above all easy to live with. The elegance of these 3 plank boards have no bevels so create an even visual smooth floor and with contemporary shades this Oak floor blends a beautiful oak with aspirational shades.

UFH SUITABLE FOR  
UNDERFLOOR HEATING

2G



**3-STRIP OAK RUSTIC NATURAL SATIN LACQUERED** Plank Size: 11 x 210 x 1180mm  
R56 Type: 2G Click  
Wear Layer: 2.5mm  
RRP: £33.95



**3-STRIP OAK RUSTIC SOFT GREY BRUSHED MATT LACQUERED** Plank Size: 11 x 210 x 1180mm  
R49 Type: 2G Click  
Wear Layer: 2.5mm  
RRP: £29.95



**3-STRIP OAK RUSTIC GRAPHITE GREY BRUSHED MATT LACQUERED** Plank Size: 11 x 210 x 1180mm  
R50 Type: 2G Click  
Wear Layer: 2.5mm  
RRP: £29.95



**3-STRIP OAK RUSTIC NATURAL WHITE BRUSHED MATT LACQUERED** Plank Size: 11 x 210 x 1180mm  
R51 Type: 2G Click  
Wear Layer: 2.5mm  
RRP: £29.95



R61



## We have a new showroom.....please visit us.

At Xylo flooring we pride ourselves in offering one of the most comprehensive ranges of fashionable hardwood, laminate and vinyl flooring available.

Whether it's office buildings, showhomes, hotels or designer homes, you'll find we have a wide variety of shades and widths that will look spectacular once installed.

Please call us for an appointment.





# KNIGHTSBRIDGE

## Multi-Layer Collection

This distinctive Multi-Layer flooring has a luxurious feel when laid. Incorporating a twist on colour that will both compliment and enhance any home setting. The rustic range enhances the look of the Knightsbridge range with individual characteristics of the natural Oak and the Multi-Layer adds to its strength and versatility.



**I-STRIP OAK RUSTIC STAINED BRUSHED  
CHOCOLATE BROWN UV OIL MULTI-LAYER**  
R05

Plank Size: 15 x 190 x 1900mm  
Type: T&G  
Wear Layer: 4mm  
RRP: £65.95



**I-STRIP OAK RUSTIC STAINED WHITE UV OIL  
MULTI-LAYER**  
R02

Plank Size: 15 x 190 x 1900mm  
Type: T&G  
Wear Layer: 4mm  
RRP: £69.95



**I-STRIP OAK RUSTIC BRUSHED LIGHT  
GREY STAIN UV OIL MULTI-LAYER**  
R08

Plank Size: 15 x 190 x 1900mm  
Type: T&G  
Wear Layer: 4mm  
RRP: £69.95



**I-STRIP EUROPEAN OAK RUSTIC UV OIL  
MULTI-LAYER**  
R46L

Plank Size: 15 x 240 x 2200mm  
Type: T&G  
Wear Layer: 4mm  
RRP: £67.95



**I-STRIP EUROPEAN OAK RUSTIC STAINED WHITE UV OIL  
MULTI-LAYER**  
R47L

Plank Size: 15 x 240 x 2200mm  
Type: T&G  
Wear Layer: 4mm  
RRP: £71.95



**I-STRIP EUROPEAN OAK RUSTIC BRUSHED  
BLACK STAIN UV OIL MULTI-LAYER**  
R60

Plank Size: 15 x 190 x 1900mm  
Type: T&G  
Wear Layer: 4mm  
RRP: £79.95



# HAMPSTEAD

## Walnut 5Gc Collection

The Walnut Hampstead Range is a beautiful dark timber and for many only an American Walnut will do. With its satin sheen and choice of plank widths there is no doubt the natural charm of this exotic timber will make your interior stand out from the crowd. An engineered board will allow you to lay on underfloor heating systems and there are longer length planks available for a really elegant feel.

UFH SUITABLE FOR  
UNDERFLOOR HEATING

5G



R4I



### 3-STRIP AMERICAN BLACK WALNUT RUSTIC UV OIL

R30

Plank Size: 15 x 210 x 2200mm

Type: 5Gc

Wear Layer: 4mm

RRP: £59.95



### 1-STRIP AMERICAN BLACK WALNUT RUSTIC UV OIL


R4I

Plank Size: 15 x 190 x 1800mm

Type: 5Gc

Wear Layer: 4mm

RRP: £95.95



### 1-STRIP AMERICAN BLACK WALNUT RUSTIC UV OIL

R4IL

Plank Size: 15 x 190 x 2100mm

Type: 5Gc

Wear Layer: 4mm

RRP: £95.95



**I-STRIP AMERICAN BLACK WALNUT RUSTIC UV LACQUERED**  
 R57

Plank Size:	15 x 190 x 1800mm
Type:	5Gc
Wear Layer:	4mm
RRP:	£95.95




**I-STRIP AMERICAN BLACK WALNUT RUSTIC UV LACQUERED**  
 R57L

Plank Size:	15 x 190 x 2100mm
Type:	5Gc
Wear Layer:	4mm
RRP:	£95.95




**I-STRIP AMERICAN BLACK WALNUT RUSTIC UV LACQUERED**  
 R58

Plank Size:	15 x 145 x 1800
Type:	5Gc
Wear Layer:	4mm
RRP:	£95.95



**I-STRIP AMERICAN BLACK WALNUT RUSTIC UV LACQUERED**  
 R58L

Plank Size:	15 x 145 x 2100mm
Type:	5Gc
Wear Layer:	4mm
RRP:	£95.95



**I-STRIP AMERICAN BLACK WALNUT RUSTIC UV OIL**  
 R59

Plank Size:	15 x 145 x 1800mm
Type:	5Gc
Wear Layer:	4mm
RRP:	£95.95



**I-STRIP AMERICAN BLACK WALNUT RUSTIC UV OIL**  
 R59L

Plank Size:	15 x 145 x 2100mm
Type:	5Gc
Wear Layer:	4mm
RRP:	£95.95



# Dynamic Click Vinyl Flooring

Dynamic, a 5mm vinyl plank produced using the respected Valinge 2G click system, offering a fast installation with a very durable surface that is both hygienic and easy to clean. New Dynamic Click Vinyl flooring is suitable for all areas of the home where it is covered by a lifetime warranty, and a 10 year warranty for a (medium) commercial installation.




UFH SUITABLE FOR UNDERFLOOR HEATING



**SHADOW CREEK OAK** VLVT6001  
5 x 176 x 940mm RRP £38.95



**KIAWAH SMOKED OAK** VLVT6003  
5 x 176 x 940mm RRP £38.95



**AUGUSTA DARK WALNUT** VLVT6013  
5 x 176 x 940mm RRP £38.95




**MEDINAH GREY OAK** VLVT6022  
5 x 176 x 940mm RRP £38.95




**SAWGRASS LIMED OAK** VLVT6031  
5 x 176 x 940mm RRP £38.95



**RIVIERA LIGHT WALNUT** VLVT6033  
5 x 176 x 940mm RRP £38.95



**CYPRESS OAK** VLVT6045  
5 x 176 x 940mm RRP £38.95



**MUIRFIELD OAK** VLVT6046  
5 x 176 x 940mm RRP £38.95



**VALHALLA GREY OAK** VLVT6051  
5 x 176 x 940mm RRP £38.95



**HARBOUR TOWN OAK** VLVT6072  
5 x 176 x 940mm RRP £38.95



**STONE EFFECT LIGHT GREY VLVT1611**  
5 x 176 x 940mm **RRP £38.95**



**STONE EFFECT MEDIUM GREY VLVT1612**  
5 x 176 x 940mm **RRP £38.95**



**STONE EFFECT DARK GREY VLVT1613**  
5 x 176 x 940mm **RRP £38.95**



**KINGSBARNES LIGHT GREY VLVT2301**  
5 x 176 x 940mm **RRP £38.95**



**WATERVILLE DARK GREY VLVT2302**  
5 x 176 x 940mm **RRP £38.95**



**BANDON DUNES WEAVE VLVT3531**  
5 x 176 x 940mm **RRP £38.95**



**CRYSTAL DOWNS WEAVE VLVT3541**  
5 x 176 x 940mm **RRP £38.95**



**SAND HILLS VINTAGE VLVT5431**  
5 x 176 x 940mm **RRP £38.95**



**PINE VALLEY WHITE VLVT6154**  
5 x 176 x 940mm **RRP £38.95**



**PEBBLE BEACH GREY VLVT6311**  
5 x 176 x 940mm **RRP £38.95**



# Urban Laminate Flooring

An exciting new 4V heavy weight 9mm laminate collection featuring a realistic grained surface, with a 'matt oiled timber' look.


As you would expect from Xylo Flooring we also stock a full range of matching profiles to complete your installation.

This product carries a lifetime warranty for residential use and 5 years in commercial areas.


UFH SUITABLE FOR  
UNDERFLOOR HEATING



Carnoustie Oak



**AVENEL OAK** BE30703013  
9 x 186 x 1285mm RRP: £25.95



**SCOTTSDALE OAK** BE30703488  
9 x 186 x 1285 RRP: £25.95



**CARNOUSTIE OAK** BE30703628  
9 x 186 x 1285mm RRP: £25.95



**HAZELTINE OAK** BE30303698  
9 x 186 x 1285mm RRP: £25.95



**SUGARLOAF OAK** BE30703798  
9 x 186 x 1285 RRP: £25.95



**KAPALUA OAK** BE30503806  
9 x 186 x 1285mm RRP: £25.95



**CONGRESSIONAL OAK** BE30703863  
9 x 186 x 1285mm RRP: £25.95



**DIAMOND CREEK OAK** BE30803893  
9 x 186 x 1285mm RRP: £25.95



**OLYMPIC OAK** BE30403913  
9 x 186 x 1285mm RRP: £25.95

**URBAN**  
LAMINATE FLOORING



**MAT LOOK** WOODSTRUCTURE **MICRO WOODVIEW** 4V

## UNDERLAY SYSTEM FOR WOOD, LAMINATE & VINYL FLOORING

We highly recommend our Envoy Ultra Underlay for your Underlay it is suitable for; wood, laminate and Vinyl with impact sound reduction and good thermal qualities, it is also recommended for floors with an Underfloor Heating System.

It's outstanding compression creep performance makes it suitable for use in residential Homes.









## TIMBERMATE EXCEL

The Duralay Timbermate Excel reduces in-room noise by up to 30% and contains Vapourstop barrier to help prevent moisture.



## MATCHING WOOD PROFILES

To finish your room we have a variety of mouldings in Wood to match our wooden floors. Your fitter will be able to advise you on correct usage.

					
Scotia 19x19mm ASC	15mm Reducer 21x56mm ARED	15mm Border Profile 21x36mm AL	15mm T-Profile 21x56mm AT	15mm Wood-Carpet Reducer 22x39mm ACPTRED	20mm Reducer 26x56mm ARED
					
15mm T&G Stair Nosing 38x58mm AST	15mm Universal Stair Nosing 54x38mm AST--U	20mm Universal Stair Nosing 54x38mm AST--20MM	15mm Stair Nosing 57x36mm AST--CLICK	Stair Nosing Multi Purpose 7x28x50mm ASTMULTI	Oak Flat Plate 6x44mm AFLAT

## MATCHING LAMINATE PROFILES FOR THE URBAN COLLECTION

					
SCOTIA 19x19x2400mm	BORDER PROFILE 9x32x3000mm	STAIR PROFILE 9x50x1000mm	T-PROFILE 9x45x1000mm 9x45x3000mm PTP	REDUCER 9x45x1000mm 9x45x3000mm PRP	WOOD PIPE COVERS Low Line 15mm (Oak, Walnut, Smoked, White) UNP

## Care - Maintenance

We highly recommend OSMO Products for maintenance and care of our Flooring. Osmo Products are based on natural oils and waxes in a unique combination. And the vegetable resources are purified and refined and are safe for human, animal and plant.

Creating a finish that fits the needs of wood to retain the natural beauty and durability of this material in the long term. Matched with our quality tools you will create your own professional finish.



**Maintenance Wash & Care Kit for newly laid floors**

Complete set for the care and maintenance of floors. Contains Osmo Wash and Care for regular cleaning, Liquid Wax Cleaner for occasional intensive cleaning and refreshing. Maintenance cloths and instructions are also included.



**Wood Floor Polish Satin or Matt**

For all wood which have been provided with a water resistant seal. Gives the floor a pleasant appearance and protects it against scratches. Excellent adhesion, including on the UV-sealed ready-made wood floors directly from the manufacturer. Especially suitable for wood floors with a satin-gloss top lacquer. Regular cleaning of the applied, protective covering is made easier, ideally with Wood Floor Cleaner.



## CONSIDERATIONS WHEN INSTALLING XYLO FLOORING OVER UNDER FLOOR HEATING

Xylo engineered hardwood flooring is generally deemed to be suitable for use with under floor heating, however special consideration should be given to ensuring a comfortable environment for the flooring.

Where the under floor heating system incorporates a screed above the piping/electrical matting, the heating should be run on half load for at least 14 days after the sub floor has reached its ultimate hardness.

The heating system should be ready to function at least 2 weeks prior to the installation of the flooring and then switched off 2-3 days before the flooring is fitted.

The maximum moisture content of the screed should not exceed 2.0%MC at the time of installation or otherwise less than 70%RH. Failure to allow sufficient drying of the screed can cause numerous issues, including discolouration of the surface / opaque appearance of the surface lacquer on lacquered products.

Care should also be taken to ensure that the under floor heating is installed in such a manner as to not create 'hot spots' on the surface which would be detrimental to the performance of the floor covering. Where an electrical matting system is installed, provision should be given for thermostatic probes at various points across the floor area to avoid localized overheating which can cause serious damage to the flooring.

Please note that the maximum recommended temperature for under floor heating in conjunction with Xylo Flooring products is 25 degrees centigrade (this allows for more nervous species of wood).

The heating should not be operated within 48 hours of installation of the flooring.

An excessively dry atmosphere should be avoided as this may create stress within the structure of the boards. Ideally the Relative Humidity should be maintained within the range 45% to 65% RH. This can be easily monitored with the use of an inexpensive hygrometer gauge.

Relative Humidity is a measurement of the degree to which air has the ability to hold water at

a given temperature. Therefore the warm air to be found in the summer months may typically present a moisture content of 70% RH.

Damage to the construction of boards when used in conjunction with under floor heating is most commonly caused during the winter months, when the relative humidity of the air outside is low, typically 30% RH. Static shocks in the home or workplace are a common indication that the RH is too low.

In the interests of maintaining a comfortable environment for flooring throughout the winter months, consideration should be given to the provision of a humidification unit. Otherwise pot plants will assist in maintaining a reasonable level of humidity.

With regard to the operation of the under floor heating system; a rapid increase or decrease in the temperature of the under floor heating will cause discomfort to the flooring. In consequence the heating should not be turned on suddenly or the temperature of the floor raised or lowered quickly. The temperature of the system should be raised / lowered slowly - recommended 1 degree centigrade per day.

Xylo Flooring recommend that rather than waiting for a marked drop in temperature in the winter months prior to activating the heating, that ideally the system be set low early on, then brought up to a comfortable level and run throughout the winter months at a constant temperature. This will allow the flooring to remain stable and thus avoid dimensional changes which may cause the floor to shrink, crack or delaminate. Maximum comfort for the occupants of the property will usually be achieved somewhere between 16 and 21 degrees centigrade. This is also a comfortable range for your Xylo floor.

There are differing schools of thought regarding the best method for the installation of engineered hardwood floors over under floor heating. On the one hand it can be argued that over larger areas, adhesion of the flooring to the sub floor with a flexible adhesive may help restrict the potential movement of the flooring. Where solid timbers are concerned there is also the question of whether or not to glue the header joints? Arguably if there is cumulative expansion this may be less noticeable if there is provision for the header joints to move apart than if they are glued together, as would be standard practice on an unheated floor.

## Directly Adhered Floors

For those who are considering an installation where the hardwood flooring is directly adhered to the sub floor, bear in mind that should the flooring need to be uplifted, the potential for the under floor heating system to become damaged or destroyed in the process is considerable. Furthermore where the pipe system is immediately below the underside of the boards, there is also greater potential for damage to the pipe work in the event of a board replacement.

## Floating Floors

When the flooring is installed as a floating floor, an underlay should be used which offers a low resistance to heat conduction, allowing maximum efficiency of the heating system. Provision should also be given to a minimum 0.2mm PE-film to act as a vapor barrier. This will often be incorporated within the construction of the underlay. The joints of this film should overlap by at least 20cm.

Gluing of the tongue & groove on T&G products must be carried out using a high quality PVA D3 adhesive - Sika 502 Wood Adhesive.

**Failure to allow due consideration to the information above may result in excessive gapping, splits appearing on the wear layer of the flooring or de-lamination within the construction of the boards. Due to our inability to control either the local environment in which the flooring is installed or the manner in which the under floor heating system is operated, Xylo Flooring cannot accept any claims in this regard.**

\*\*Furthermore due to the constant innovation within the under floor heating industry and the numerous systems on offer, we would advise that specific recommendations concerning all installations of hardwood flooring be sought from the respective supplier of the under floor heating system in question. \*\*

## Grading

It is most important to be happy with the grade of timber you choose to obtain the look and feel you require. At Xylo Flooring our products fall into one of three groups as below.

### AB Grade Mixed (Select/Nature)

A Grade timber is taken from the core of the trunk and tends to be clean with a uniform grain structure. Moving outwards from the core of the trunk is B Grade timber which will become slightly more varied in colour with some pin knots. Expect variation in the natural sapwood colour, limited character marks, sound knots of less than 3mm, mineral streaks of less than 3mm x 100mm. No stains, checks or splits.

### CD Grade Mixed (Rustic)

Moving towards the perimeter of the trunk is the CD Grade timber. This will become more rustic & varied in appearance. All colour variations allowed and all characteristics of the species allowed. A serviceable floor after knot holes, checks, splits and other imperfections are filled and finished.

Note: Where knots have been filled, it is sometimes impossible to closely match the colour to the wood, holes or voids.

### ABCD GRADE - A COMBINATION OF THE TWO GROUPS ABOVE



### Xylo Flooring and its commitment to the environment

Due to the considerable volumes of lumber consumed during the manufacture of our products, we bear a huge responsibility to our clients in ensuring the sustainability of our raw materials. Xylo Flooring are proud to hold FSC® Certification which in turn allows us to offer Forest Stewardship Council® certified products for specified projects.

By working closely with our factories we ensure that all our products are produced using sustainable resources. Where required FSC Certified products can be provided for larger projects if so specified. Please refer to our sales office for further information.





Xylo House, Suite 304,  
The Business Design Centre,  
52 Upper Street, Islington,  
London, N1 0QH

t: 020 8368 8122  
f: 020 8368 8127  
e: [info@xyloflooring.com](mailto:info@xyloflooring.com)  
[www.xyloflooring.com](http://www.xyloflooring.com)

**XYLO FLOORING**